

# KAY 493

## Comparative Public Policy



### Week 1

- Why Compare Public Policies?
- Why learn lessons from abroad?

Dodds, Chapter 1 + Rose, Chapter 1



# Why Compare Public Policies?

- Better solve policy problems
- Learn from others
  - Free lessons of how to solve problems
- Teach others



# Why Compare Public Policies?

- Comparison places the status quo in perspective.
- Comparative public policy can help us to understand and explain why divergent policies are adopted in different contexts, and why they lead to a variety of outcomes.
- Comparison implicitly places nations in competition with each other.

# Educational Benchmarking:

# OECD Program For International Student Assessment (PISA)

## PISA 2018 worldwide ranking

average score of math, science and reading

The Program for International Student Assessment (PISA) is a worldwide study by OECD in 78 nations of 15-year-old students' scholastic performance on mathematics, science and reading.

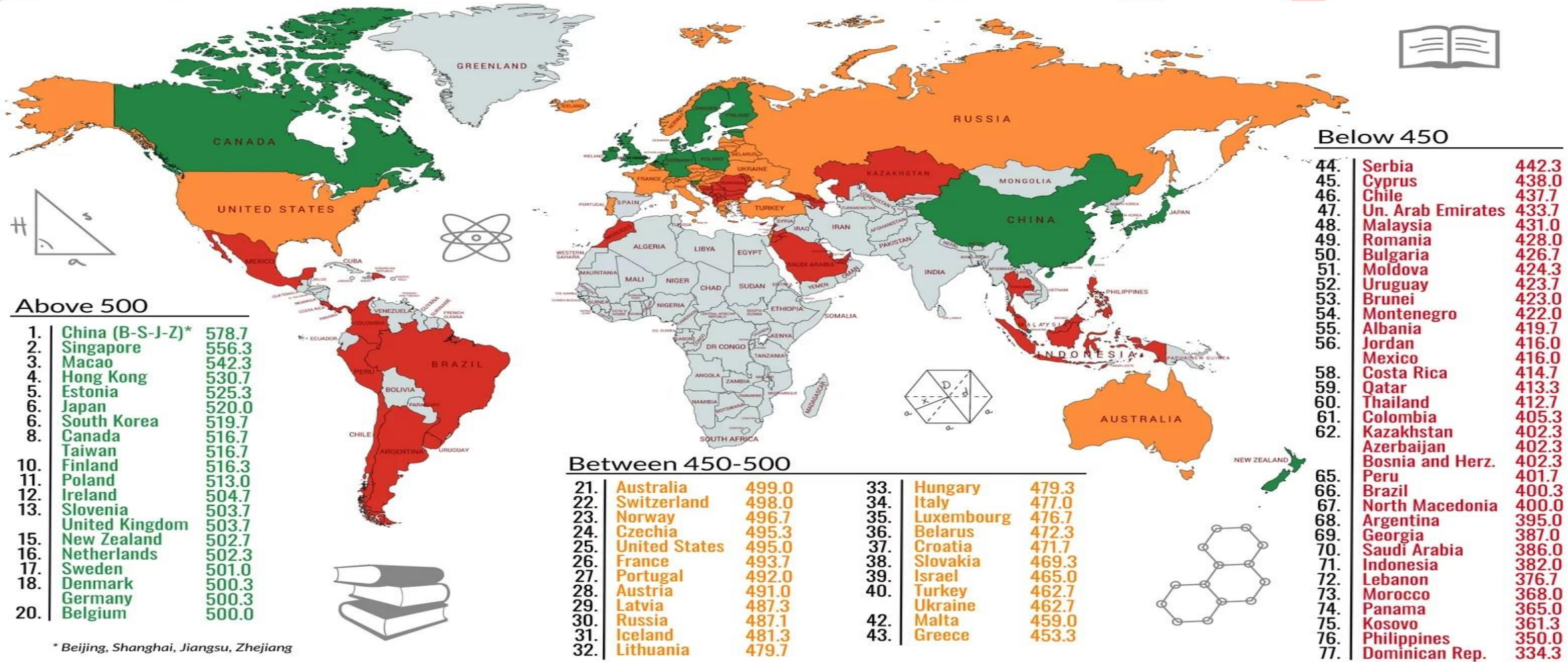
factsmaps.com

Source: OECD, 2018-2019

above 500

450-500

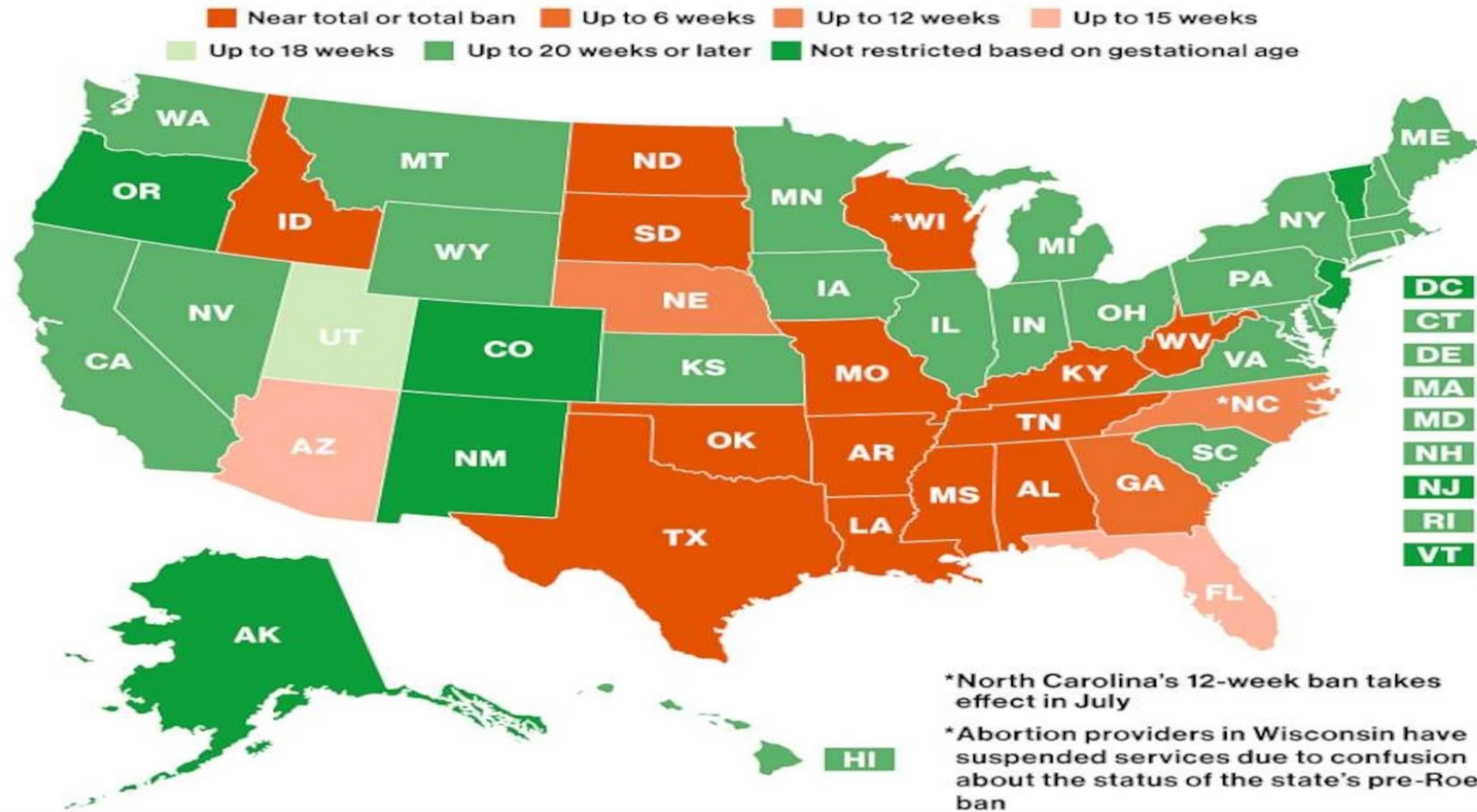
below 450

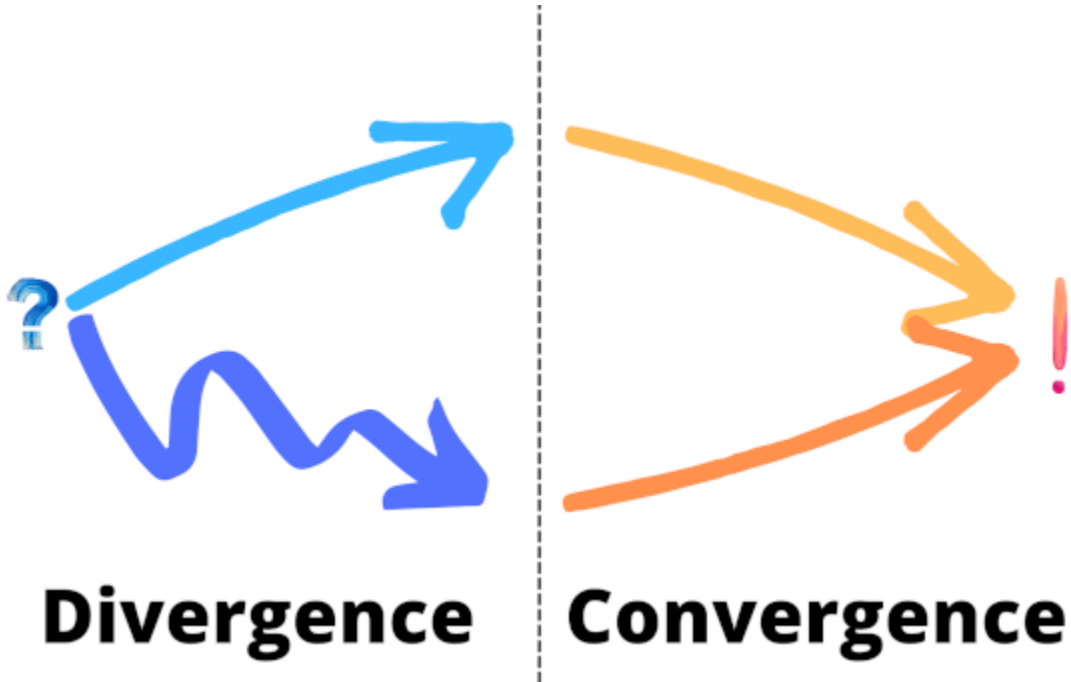


\* Beijing, Shanghai, Jiangsu, Zhejiang

# Abortion Law Divergence in US States

## Abortion Access in the United States Post-Dobbs Decision AS OF JUNE 19, 2023





# Policy Divergence and Convergence


- Even amongst relatively similar countries with apparently identical aims, we find radically divergent policy approaches.
- National, regional and local governments thus adopt a bewildering variety of approaches towards similar policy problems.



# Questions

1. Why the political and administrative systems of European Union countries converged over time?

2. Why the the political and administrative systems of the United Kingdom and United States diverged after the US gained its independence from the UK in 1776?



# Dimensions of Comparison

- Geographical Dimension
  - Comparing policy in different nations
- Time Dimension
- Technological Dimension





# Examples of Dimensions

- Time Dimension
  - What can we learn about how to deal with pandemics from the COVID-19 experience?
- Geographical Dimension
  - What did Turkey learn from other countries during the COVID-19 Pandemic?
- Technological Dimension
  - What can be learned from the simulation of disaster response policies regarding natural disasters, such as earthquakes?



# Why Are Policies Different Across Nations?

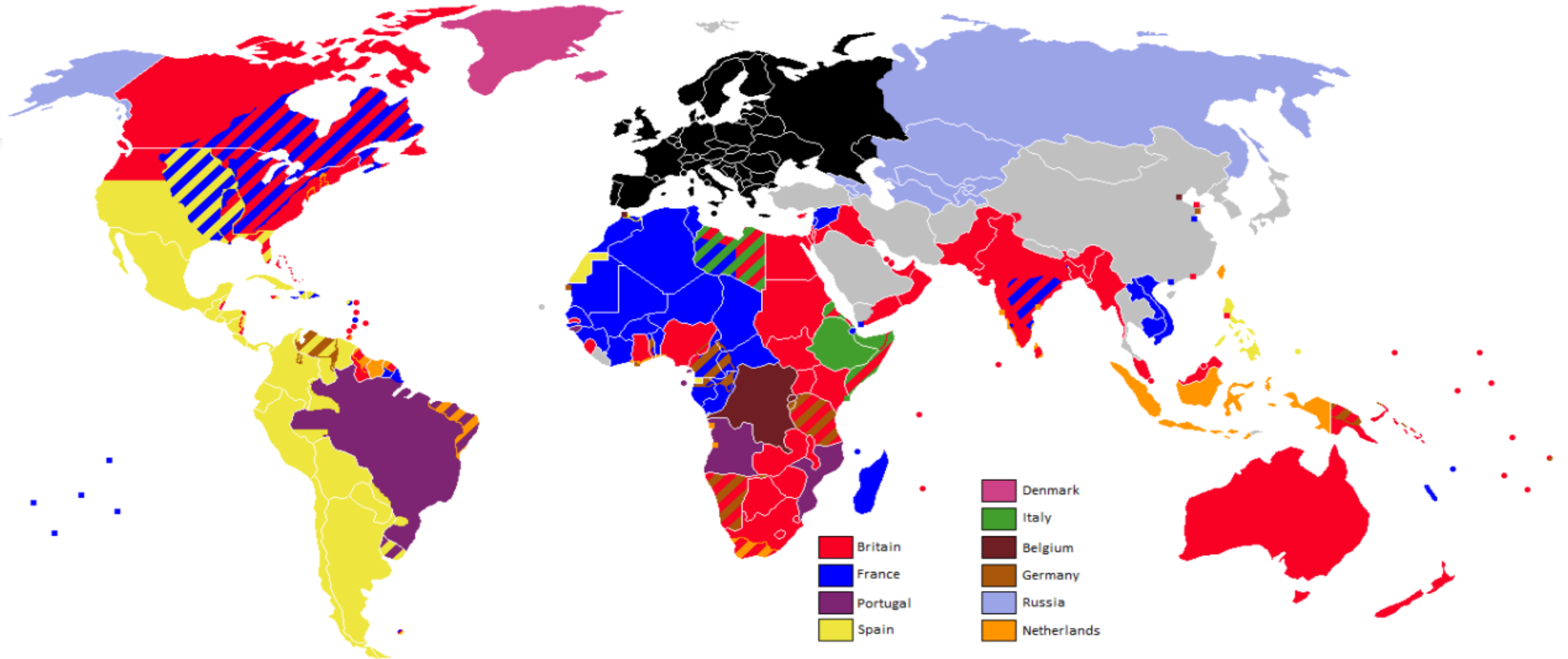
- Policies, the stakeholders involved in designing and delivering them, and policy outputs and outcomes, vary significantly across nations.
- History, culture, geography, ideology, etc.



# What Are Some Triggers of Policy Comparison?

- Colonialism
- Globalization
- Europeanization

# Map of Colonial Empires: Are Their Policies Similar or Different?





# Question: The Effects of Globalization

How did globalization affect healthcare policies in the 20th century due to the consequences of globalization in healthcare?

# Question: The Effects of Europeanization



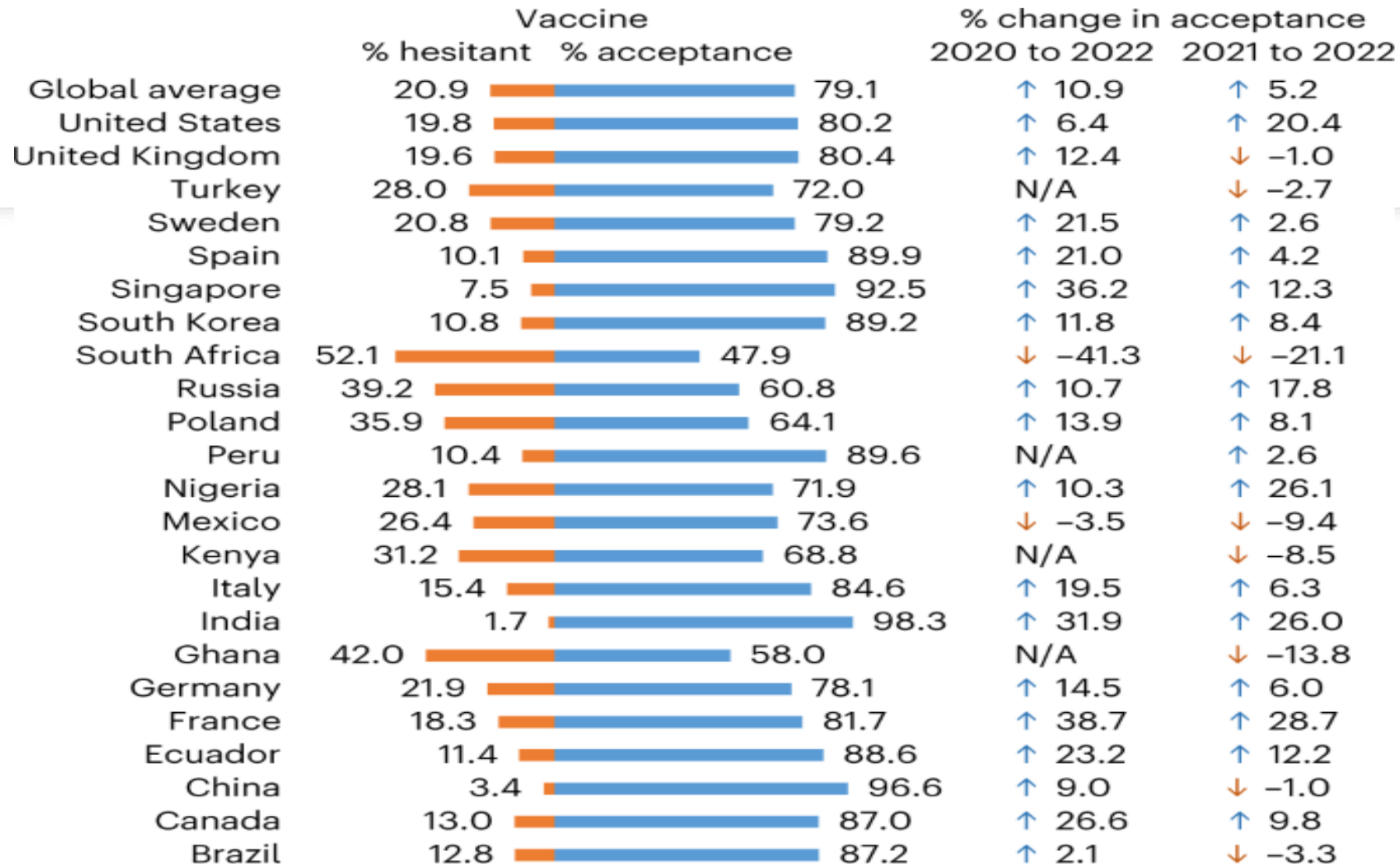
How did the Europeanization process affect education policies in Turkiye?



# Policy Comparison and Crises

- The need for comparative analysis has become stronger following reactions to crises
  - 2008 Financial Crisis
  - 2019-2021 COVID Pandemic

# COVID Vaccination Differences







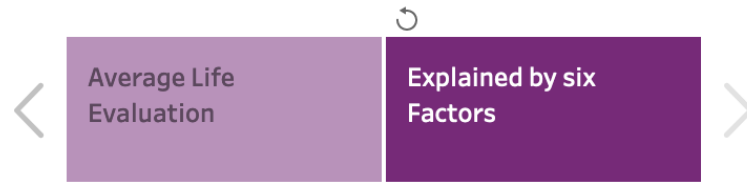
# Unit of Comparison

- Nation States
- Policy Areas/Sectors
- Organizations
- What else?

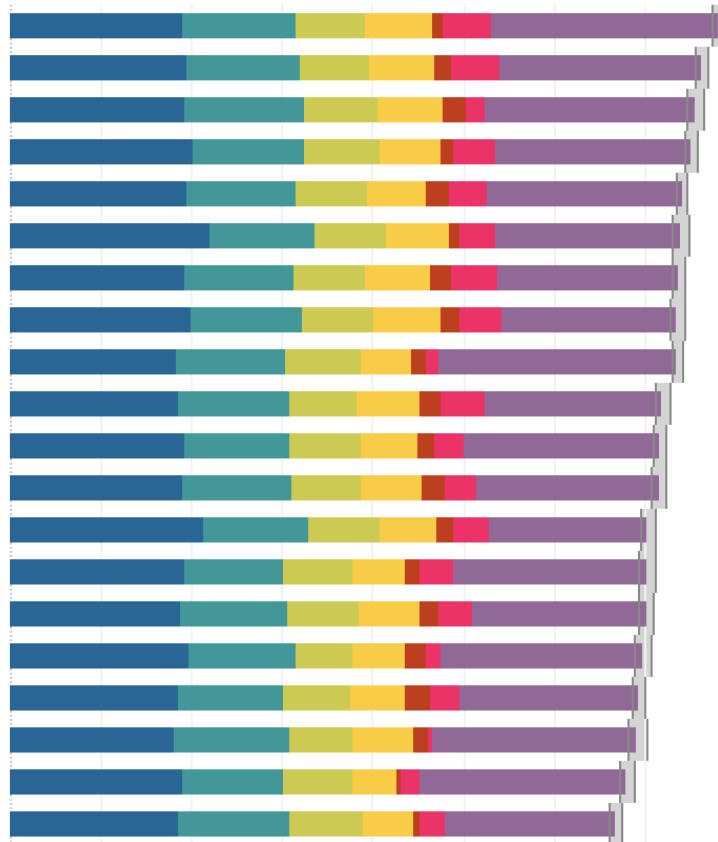
# World Happiness Report 2022

Figure 2.1 Ranking of Happiness based on a three-year-average 2019-2021

## Average Life Evaluation Explained by six Factors



Rank	Country
1	Finland
2	Denmark
3	Iceland
4	Switzerland
5	Netherlands
6	Luxembourg*
7	Sweden
8	Norway
9	Israel
10	New Zealand
11	Austria
12	Australia
13	Ireland
14	Germany
15	Canada
16	United States
17	United Kingdom
18	Czechia
19	Belgium
20	France



### Explained by:

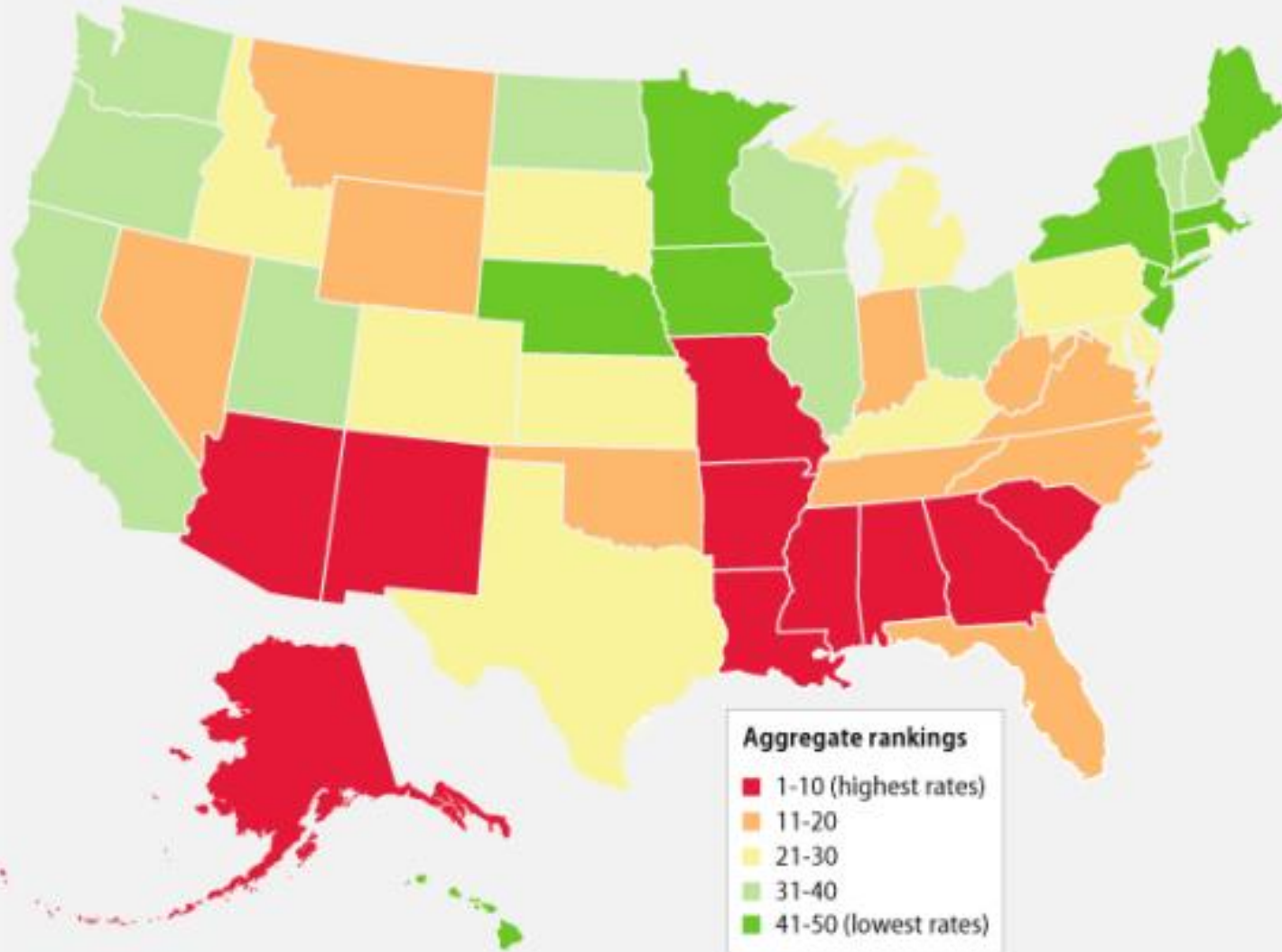
- Dystopia (1.83) + resid...
- Perceptions of corruption
- Generosity
- Freedom to make life ch...
- Healthy life expectancy
- Social support
- GDP per capita

### Search by Country

Note: Those with a \* do not have survey information in 2020 or 2021. Their averages are based on the 2019 survey.


# Example: Comparison of Nation- States

FIGURE 1  
**Gun-violence outcomes and ranking**  
How the 50 states measure up



Source: Center for American Progress analysis based on data from Centers for Disease Control and Prevention, Federal Bureau of Investigation, Mayors Against Illegal Guns, and Law Center to Prevent Gun Violence.

Example:  
Comparison of  
States in a  
Federal System



# How to Compare

- Historical
- Multi-disciplinary
- Multi-method

# Comparison of Education Spending in OECD

